

e-Wall
 ERGONOMIC

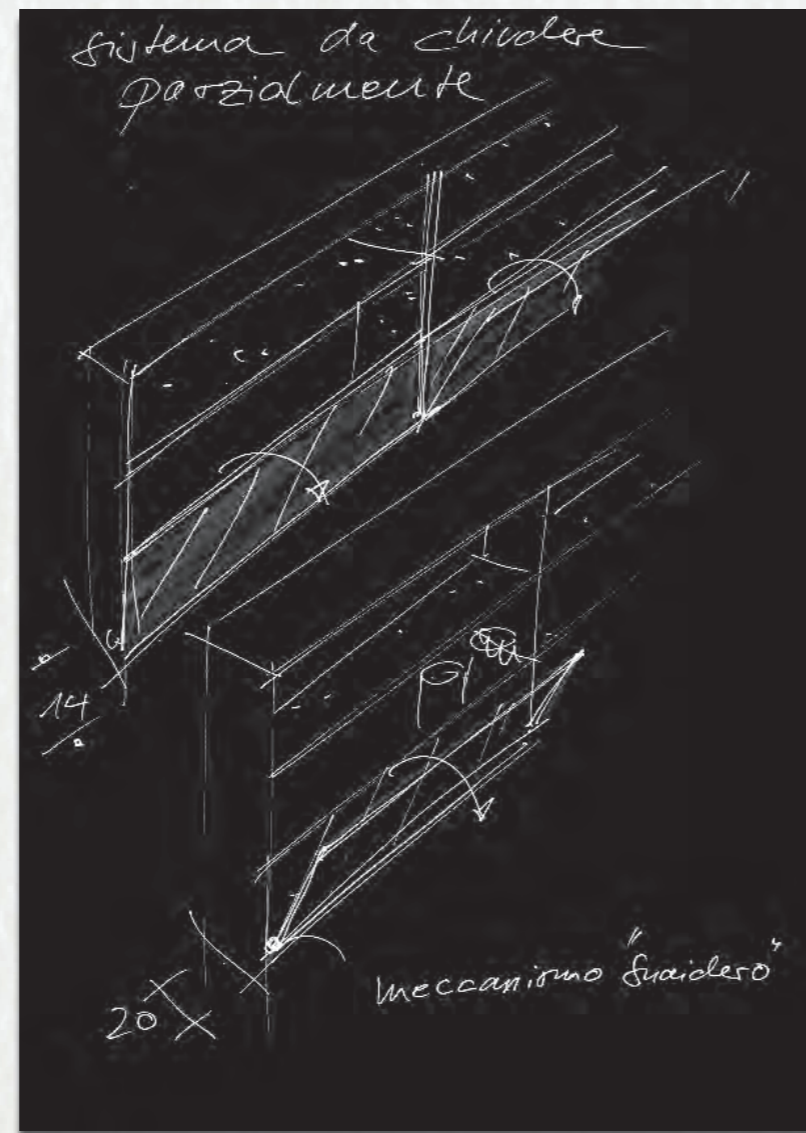
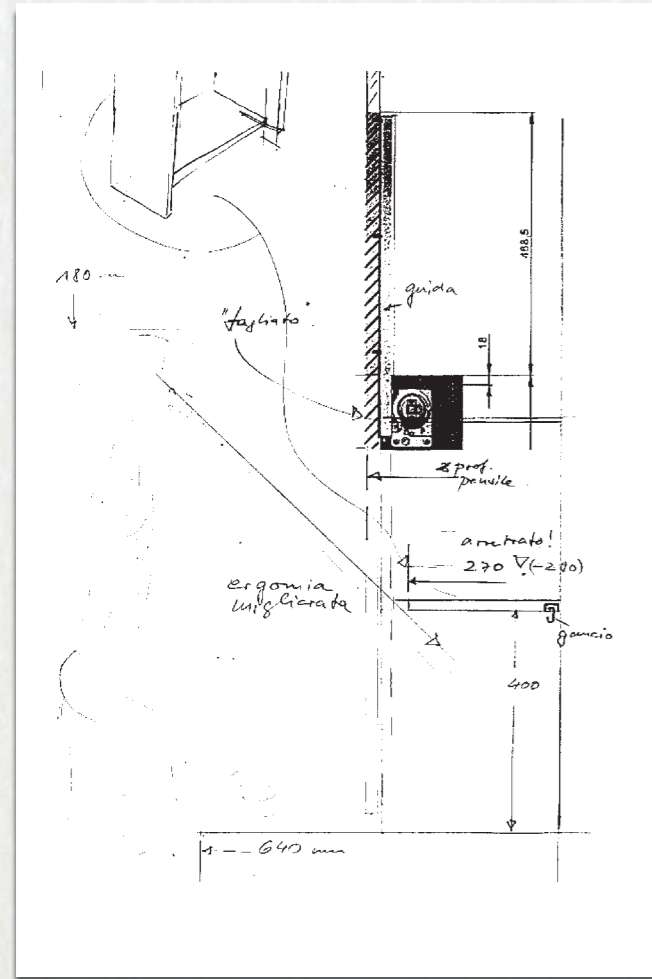
ANDREUCCI & HOISL DESIGN

snaidero
 CUCINE PER LA VITA

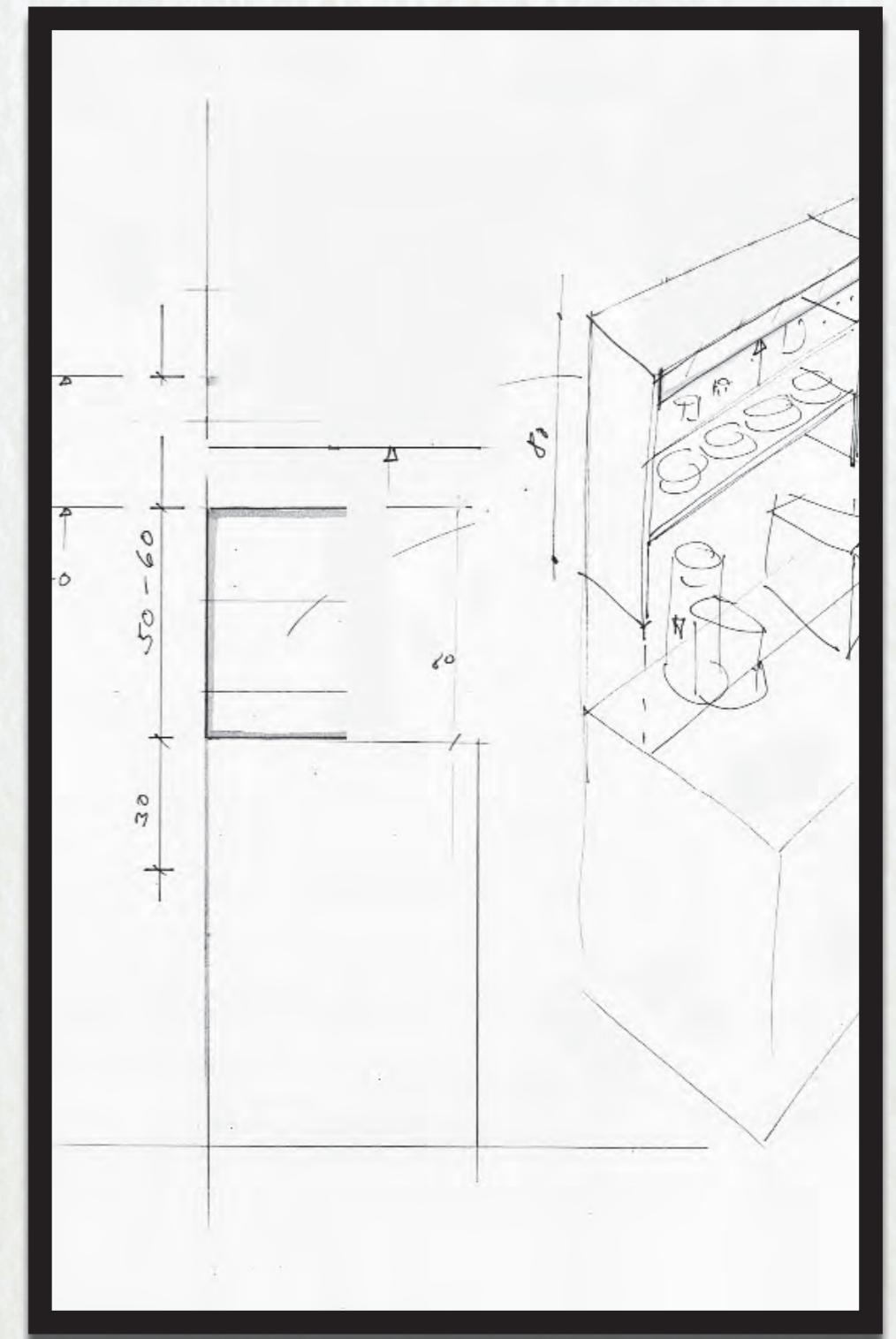
e-Wall
ERGONOMIC

ANDREUCCI & HOISL DESIGN

Andreucci *Hoisl*



PROJECT





e-Wall
ERGONOMIC



DESIGNERS

Alessandro Andreucci

_____ Christian Hoisl

*Simplicity at the service
of functionality.
The kitchen opens to the living.*

e-Wall
ERGONOMIC *Provides a precise and suited
answer to all the different requirements
of people experiencing the kitchen.
It consists of an elaborate system
of people-friendly items allowing to live
the kitchen in a functional way,
integrating it with the living space.*

Alessandro Andreucci *Christian Hoisl*



Smart solutions

THE GOAL?
TO SIMPLIFY AND EASE THE WORKLOAD IN THE KITCHEN WITH A SMART, CREATIVE AND HIGH-TECH SOLUTION CONSISTING OF OPEN ELEMENTS WHICH CAN BE WALL-MOUNTED OR INTEGRATED BOTH ON A WORKTOP AND ON AN ISLAND CONFIGURATION. THE PROJECT IS EXTREMELY VERSATILE AND OFFERS PLENTY OF SCOPE FOR CUSTOMIZATION.



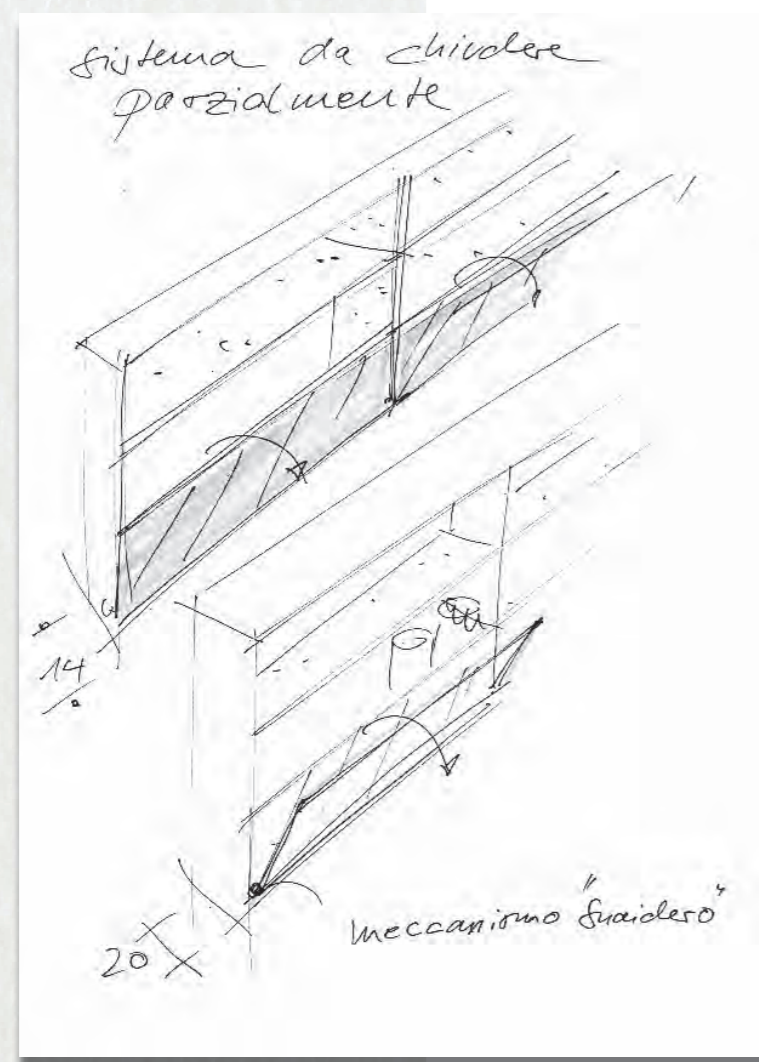

IS A SYSTEM WHICH CAN BE FITTED TO ALL OUR KITCHEN MODELS AND IS DESIGNED FOR THOSE WHO VALUE BALANCE AND RELIABILITY AND LOOK FOR PRAGMATIC YET TAILORED SOLUTIONS.
THE SYSTEM IS AVAILABLE IN 3 DIFFERENT ERGONOMIC SOLUTIONS WHICH ADAPT TO ALL SPACES AND AESTHETIC BESIDES FUNCTIONAL REQUIREMENTS:
SYSTEM S, SYSTEM M, STSTEM L.

e-Wall
ERGONOMIC



SYSTEM

S



TO TOTALLY EQUIP THE KITCHEN,
SYSTEM S PROVIDES ALL CUSTOMIZATION OPTIONS
THANKS TO THE RANGE OF FUNCTIONAL ELEMENTS
ALLOWING ROOM FOR INDIVIDUAL CREATIVITY.



SYSTEM S
SOLUTION INTEGRATED
TO THE KITCHEN AREA.

■ Finishes System S: /PAULOWNIA GREY
MELAMINE, HORIZONTAL SECTIONS
FEATURING BLACK ABS EDGE, DROP-DOWN
DOORS IN ULTRA BLACK MATT LACQUER.

SYSTEM S
LIVING SOLUTION.



■
Finishes System S: /PAULOWNIA GREY
MELAMINE, HORIZONTAL SECTIONS
FEATURING BLACK ABS EDGE,
DOORS IN TITANIUM MATT LACQUER.

SYSTEM S

CAN BE EQUIPPED WITH SMALL
DROP-DOWN DOORS, AVAILABLE IN THE
WHOLE RANGE OF SNAIDERO MATERIALS.



SYSTEM S

INTEGRATED LIVING SOLUTION BUILDING
CONTINUITY WITH THE KITCHEN AREA.

■
Finishes: /Structure COPENAGHEN OAK
MELAMINE; /HORIZONTAL SECTIONS
FEATURING BLACK ABS edge; /Drop-down
doors: ARENARIA GREY MELAMINE.

SYSTEM S

IT CAN BE INTEGRATED ON THE OPERATIVE WORKTOPS STARTING FROM 74 CM DEPTH, WHEREAS, IF THE WORKTOP IS NOT OPERATIVE **SYSTEM S** CAN BE INTEGRATED ON EVEN LESS DEEP TOPS.



■
Finishes: /Structure: CANADA WALNUT
MELAMINE /Horizontal sections featuring:
BLACK ABS EDGE /Drop-down doors: PURE
BLACK MATT LACQUER.

e-Wall
ERGONOMIC



■
Finishes: /Structure: CANADA WALNUT
MELAMINE /Horizontal sections featuring:
BLACK ABS EDGE: /Drop-down doors: PURE
BLACK MATT LACQUER.

SYSTEM
S





SYSTEM S CAN BE FREELY COMPOSED WITH 9 DIFFERENT MODULES HAVING SPECIFIC DIMENSIONS AND ACCESSORIES TO MEET ALL INDIVIDUAL NEEDS.

THE UPPER OPEN SPACE CAN INTEGRATE THE LED LIGHT, DESIGNING AN ATMOSPHERE.





MODULE 60 OR 90 CM WIDE, ADJUSTABLE HEIGHT FROM 58 TO 70 CM LOWER SPACE AT 44 CM FIX HEIGHT EQUIPPED WITH MULTI-PURPOSE BAR AND DROP-DOWN COMPARTMENT.



MODULE 60 OR 90 CM WIDE, POSSIBLY ADJUSTABLE FROM 45 TO 90CM; ADJUSTABLE HEIGHT FROM 58 TO 70 CM - LOWER SPACE AT 44 CM FIX HEIGHT EQUIPPED WITH DROP-DOWN DOOR.




MODULE 90 CM FIX WIDTH, ADJUSTABLE HEIGHT FROM 58 TO 70 CM LOWER SPACE AT 44 CM FIX HEIGHT WITH ST.STEEL INTERNAL LINING AND WITHOUT BACK PANEL. IT CAN BE EQUIPPED WITH BACK-LIT GLASS PANEL.



MODULE 60 OR 90 CM WIDE. ADJUSTABLE HEIGHT FROM 58 TO 70 CM - LOWER SPACE AT 44 CM FIX HEIGHT EQUIPPED WITH GOBLET-HOLDER SHELF.



MODULE 90 CM FIX WIDTH. ADJUSTABLE HEIGHT FROM 58 TO 70 CM - LOWER SPACE AT 44 CM FIX HEIGHT EQUIPPED WITH SHELF AND DROP-DOWN COMPARTMENT.



MODULE WITH ADJUSTABLE WIDTH 45-60 CM, ADJUSTABLE HEIGHT FROM 79 TO 85 CM WITH FLOOR-LEVEL ALIGNMENT. LOWER SPACE EQUIPPED WITH SHELVES, DROP-DOWN DOOR AND OPTIONAL SUPPORTING LEGS. THE MODULE IS A SPECIFIC JOINTING ELEMENT. IT HELPS TO CONNECT THE DESIGN BETWEEN TALL UNITS AND BASE UNITS.




SYSTEM
S
ACCESSORIES

TO MAXIMIZE KITCHEN EFFICIENCY, **SYSTEM S** CAN BE EQUIPPED WITH A RANGE OF MULTIPURPOSE HANGING BARS AND HELPFUL ACCESSORIES TO KEEP THINGS WELL ORGANIZED AND WITHIN REACH, WITHOUT TAKING UP SPACE ON YOUR WORKTOP. THE VERSATILE ACCESSORIES ARE REMOVABLE AND CAN BE SWITCHED FROM **SYSTEM S** TO **SYSTEM M**, TO IMPROVE THE SPACE FUNCTIONS. ACCESSORIES INCLUDE HOOKS, ROLL-HOLDER, TABLET STAND AND GOBLET-HOLDERS.

#AccessoriesSystemS/M





Accessories for multipurpose bar:
The following accessories can be used on both **System S and System M:** hooks, roll-holder, tablet stand and goblet-holder.

1/ hooks in matt black finish

Easy to fit and move.
Everything is within reach: kitchen tools, ladles, pot-holders, etc....;

2/ roll-holder in matt black finish

Convenient and helpful for the working area;

3/ Tablet stand

Needful to browse and try out your online recipes.
This item improves reading while you're cooking and secures your tablet.

4/ Goblet-holder in matt black finish

Streamlined and minimal, it allows to organize and keep on hand goblets, flutes etc...

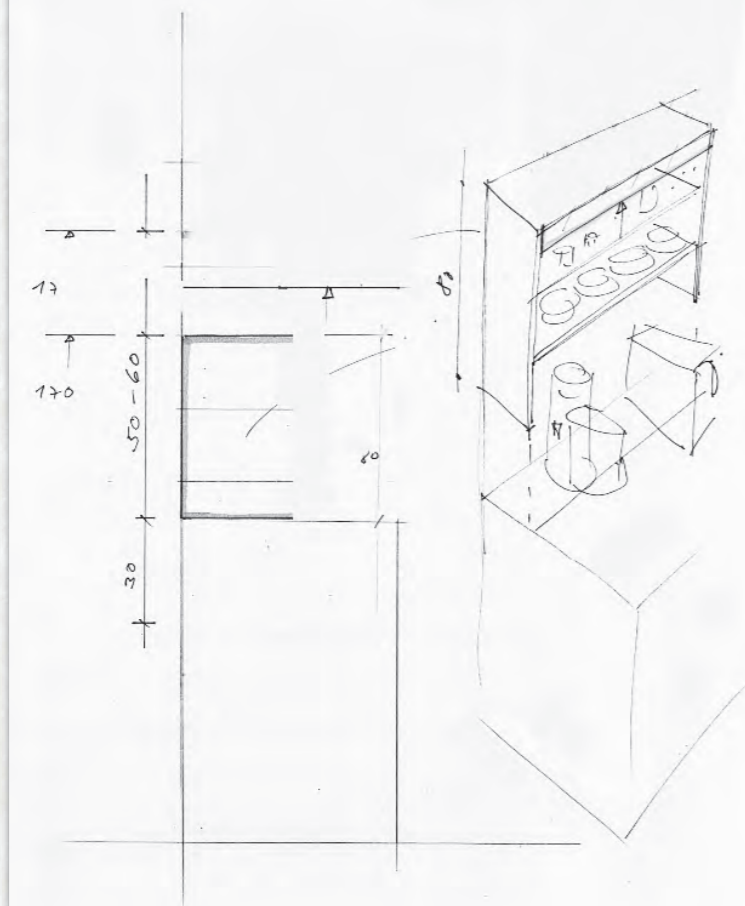


e-Wall
ERGONOMIC

SYSTEM

M





SYSTEM M,
THE SYSTEM CAN BE INTEGRATED ON BOTH WALL
MOUNTED AND ISLAND CONFIGURATIONS.
THE 22 CM DEEP STRUCTURE ENRICHES THE KITCHEN
LAY-OUT WITH EXCLUSIVE ELEMENTS.



SYSTEM M
SOLUTION INTEGRATED ON THE ISLAND.
SYSTEM M OFFERS THE POSSIBILITY TO
INSTALL A VERTICAL LED LIGHT AT THE
CENTER OF THE PANEL.

■
Finishes: /Structure: 22 CM IN ASH NOIR
MELAMINE WITH LED VERTICAL LIGHT FITTED
AT THE CENTRE OF THE PANEL.



■
Finishes: /Structure: ASH NOIR MELAMINE WITH SPECIFIC BASE PREPARED FOR THE INTEGRATION OF THE ST. STEEL CHANNEL BY BARAZZA /Back panel: FUMÉ GLASS AT 44 CM FIX HEIGHT /Horizontal sections: ASH NOIR MELAMINE WITH BLACK ABS EDGES.

SYSTEM M

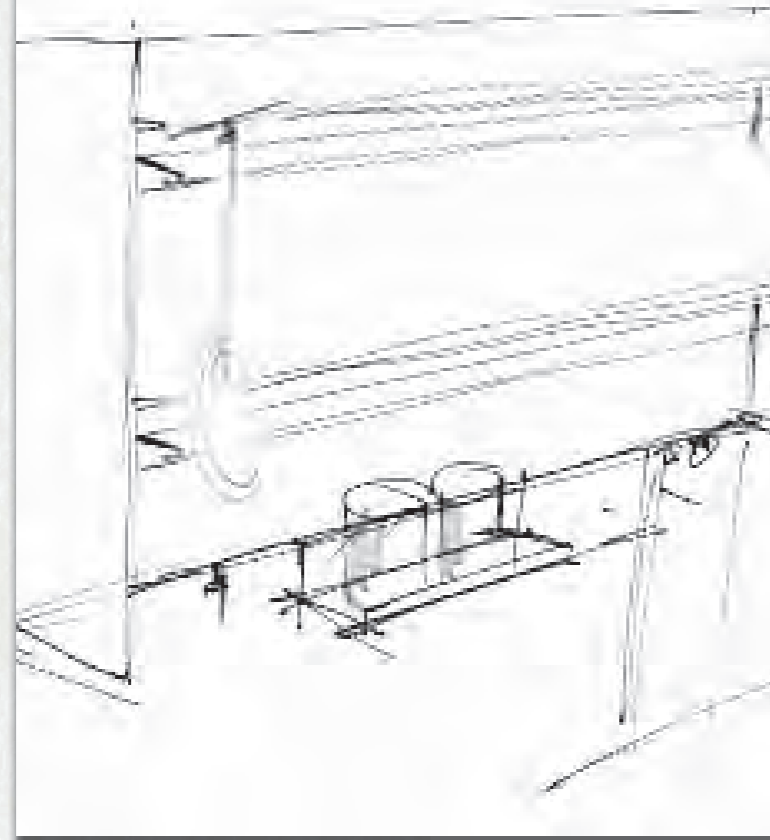
THE ISLAND STRUCTURE IS RESTING ON THE
WORKTOP AND IS EQUIPPED WITH A SPECIAL
BACK PANEL 44 CM HIGH IN FUMÉ GLASS
CREATING A CLEAN AND TRANSPARENT
AESTHETIC EFFECT.



SYSTEM M

THE WALL-MOUNTED STRUCTURE DOES NOT INTEGRATE A BACK PANEL, ALLOWING THEREFORE TO CHOOSE AMONG TWO DIFFERENT TYPES OF PANELS: BACK-LIT GLASS, TO CREATE AN INVITING BAR AREA, OR WORPTOP-FINISH PROVIDING UNIQUE AND TAILOR-MADE SOLUTIONS.





SYSTEM M
SOLUTION INTEGRATED ON THE ISLAND.

■
Finishes: /Structure: COPENAGHEN OAK
MELAMINE; /Horizontal sections featuring:
BLACK ABS EDGE; /Bottom panel: SPECIFIC
BASE UNIT FOR THE INTEGRATION OF
ST.STEEL CHANNEL BY BARAZZA 90 CM WIDE.

SYSTEM M,
OFFERS SPECIFIC BASE CABINETS FOR THE INTEGRATION
OF THE STAINLESS STEEL CHANNEL BY BARAZZA;
IN ORDER TO MEET THE DIFFERENT NEEDS AND IMPROVE
THE FUNCTIONALITY, A VARIETY OF PERSONALIZED
ACCESSORIES IS AVAILABLE.





SYSTEM
M
ACCESSORIES

SNAIDERO OFFERS A RANGE OF SPECIFIC ELEMENTS FOR STAINLESS STEEL CHANNELS INTEGRATED ON THE BOTTOM PANEL.
THE WHOLE RANGE OF KITCHEN CHANNELS BY BARAZZA IS DESIGNED TO COMPLETE THE PERFORMANCE AND THE CONVENIENCE OF THE WORKTOP SURFACE: THERE'S A PLACE FOR EVERYTHING AND THE OPERATIONS NEXT TO THE WASHING AND COOKING AREA FLOW SMOOTHLY.
THE EQUIPPED AREAS BY BARAZZA INCLUDE DISH-DRAINERS, BOTTLE-HOLDERS, POWER SOCKET-HOLDERS AND SHELVES.

#Accessories_e_wallSystemS/M





1

2

3



5

Accessories for Barazza channel:

- 1/ **Multipurpose drainer**
With integrated basin and drain connection.
- 2/ **Knife-holder**
To keep cutting tools in a safe, hygienic and space-saving place, out of reach of children.
- 3/ **Bottle-holder/Ladle-holder in st. steel**
A handy and hygienic container for different uses being very easy to clean.
- 4/ **Large dish-drainer**
Particularly suitable for islands integrating a sink, therefore equipped having thus the connection with the drain.
- 5/ **Flip up power socket-holder**
This discreet and convenient accessory is suitable to provide electrical wiring to the kitchen worktop or to the island. The 180° flip-up system hides the power-sockets under the st. steel cover to keep the surface clean and proper.



4



5



SYSTEM
M

ACCESSORIES
FOR BARAZZA
CHANNELS

SNAIDERO OFFERS SPECIFIC ELEMENTS FOR THE EQUIPPED ST. STEEL CHANNELS INTEGRATED ON THE LOWER LEVEL.
THE WHOLE RANGE OF STAINLESS STEEL CHANNELS BY BARAZZA IS DESIGNED TO COMPLETE THE PERFORMANCE AND THE CONVENIENCE OF THE WORKTOP SURFACE: THERE'S A PLACE FOR EVERYTHING AND THE OPERATIONS NEXT TO THE WASHING AND COOKING AREA FLOW SMOOTHLY.
THE EQUIPPED AREAS BY BARAZZA INCLUDE DISH-DRAINERS, BOTTLE-HOLDERS, POWER SOCKET-HOLDERS AND SHELVES.

#Accessories for Multipurpose hanging bar SystemS/M





Accessories for multipurpose:

1/ hooks in matt black finish

Easy to fit and move ...
Everything is within reach: kitchen tools
ladles, pot-holders etc...

2/ roll-holder in matt black lacquer

Convenient and helpful for the working area.

3/ Tablet stand

Needful to browse and try out your online
recipes.
This item improves reading while you're
cooking and secures your tablet.

4/ Goblet-holder in matt black finish

Streamlined and minimal, it allows to organize
and keep on hand goblets, flutes etc....

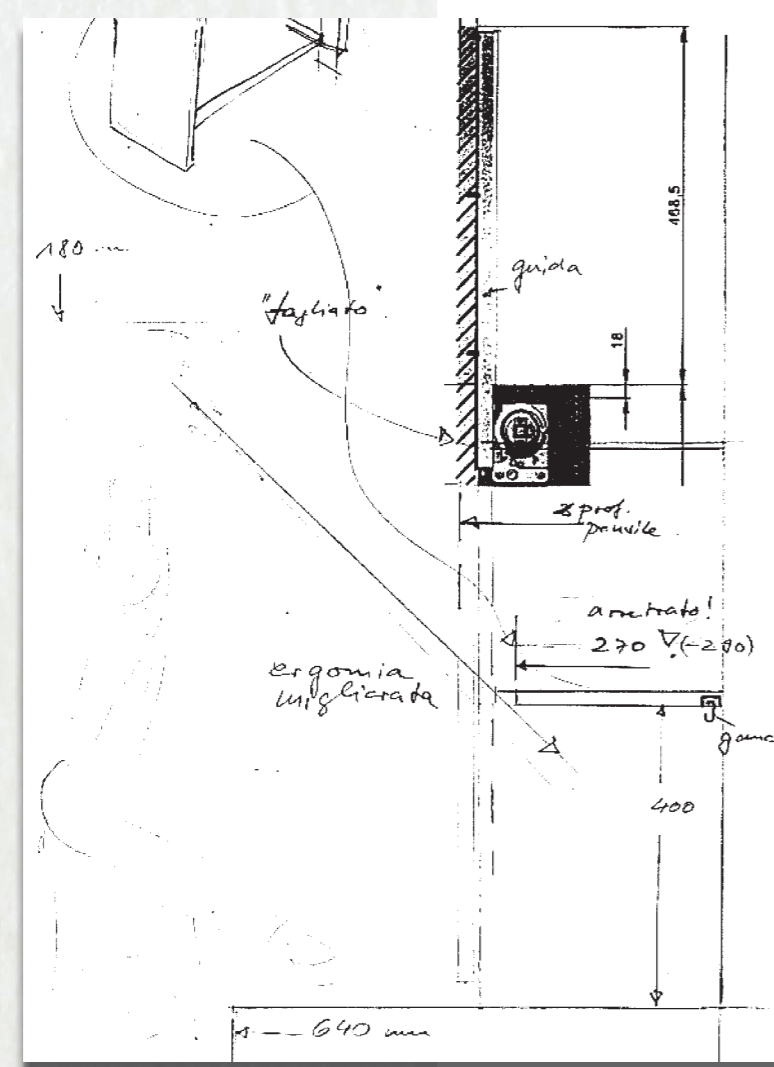
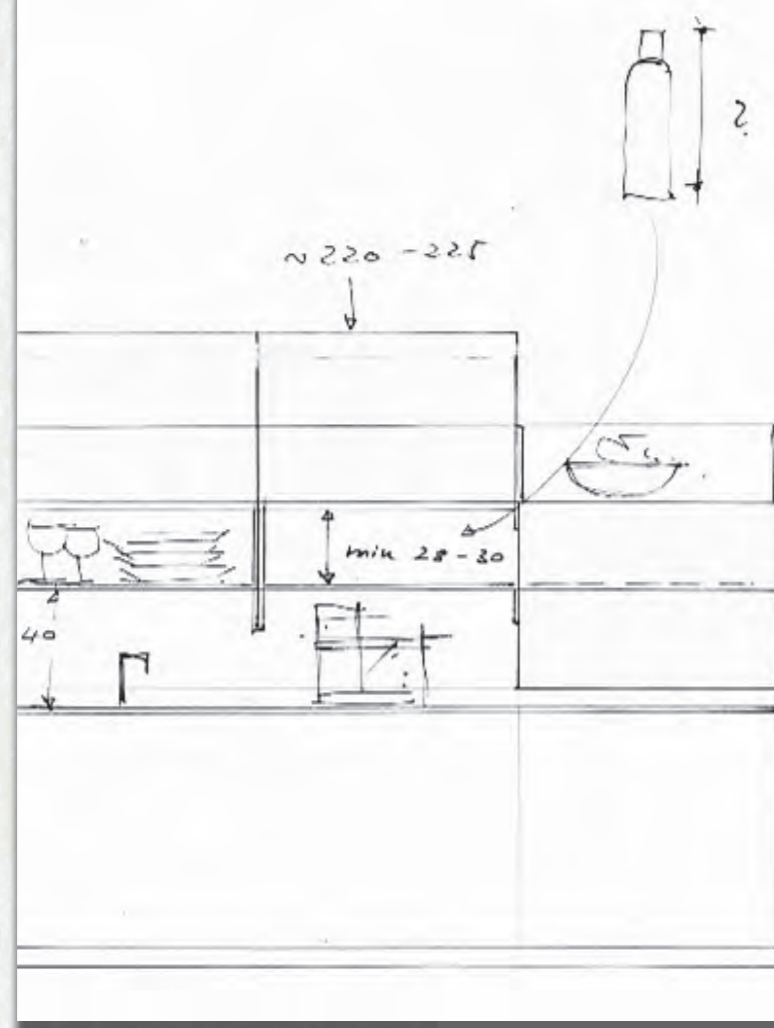


e-Wall
ERGONOMIC

SYSTEM

L





■
Finishes: /Structure: ULTRA BLACK
MATT LACQUER; /Door: ARENARIA GREY
MELAMINE.

SYSTEM L,
TURNS THE KITCHEN INTO A LIVING SPACE.
THE SYSTEM CONSISTS OF A RANGE OF MODULAR
UNITS 35 CM DEEP.



SYSTEM L

Turns the kitchen into a living space.

The system consists of a range of modular units 35 cm deep.

WATCHWORD: RELAX. SYSTEM **SYSTEM L** IS AVAILABLE WITH VERTICAL LIFT OPENING DOOR, MANUALLY OPERATED.

THE OPEN AND FUNCTIONAL SETTING TURNS INTO A CLOSED ARRANGEMENT REVEALING AN UPPER OPEN UNIT. A SIMPLE ACTION TAKES A WORKING AREA TO A WELCOMING AND RELAX SPACE, AS THE BEST LIVING.







#AccessoriesMagnetolab



SYSTEM

L

MAGNETIC
ACCESSORIES
MAGNETOLAB

TO IMPLEMENT THE KITCHEN FUNCTIONALITY AND CONVENIENCE, SNAIDERO OFFERS A RANGE OF METAL-PAINTED MAGNETIC ACCESSORIES FOR THE LIT BACK PANEL.

THE MAGNETOLAB ACCESSORIES ARE VERY HANDY: THEY CAN BE REPOSITIONED ON THE LIT BACK PANEL WITH A SIMPLE MOVEMENT TO IMPROVE THE FUNCTIONALITY.

ALL KITCHEN TOOLS OR SPICES, BOTTLES, LADLES, BOOKS, ROLLS AND KNIVES ARE RIGHT AT YOUR FINGERTIPS.



accessories for multipurpose hanging bar:

1/ ladle-holder

Streamlined and minimal, it allows to organize and keep on hand ladles, pot-holders etc....

2/ multipurpose shelf

Easy to fit and move....
Everything is within reach: kitchen-tools, ladles, pot-holders etc..

3/ knife-holder

Helps keeping cutting tools in a safe, hygienic and space-saving place, out of reach of children;

4/ roll-holder

Convenient and helpful for the working area.



SYSTEM L

A VERTICAL LIFT-UP DOOR CAN BE IMPLEMENTED AS PART OF SYSTEM L. THE ARRANGEMENT CAN BE FRAMED WITH A 12 MM THICK SIDE PANEL TO CONCEAL THE FUNCTIONAL AREA; AS AN ALTERNATIVE, THE STRUCTURE CAN JUST STAY OPEN TO MOVE ABOUT FREELY.



■
Finishes: /Structure: PAULOWNIA GREY
MELAMINE; /Door: TITANIUM MATT
LACQUER.

■
Finishes: /Structure: SILVER METAL
MELAMINE/Door: SUGI BAN MELAMINE.



SYSTEM L

AVAILABLE WITH VERTICAL LIFT OPENING DOOR,
MANUALLY OPERATED (AUTOMATIC OPTION IS
AVAILABLE ON REQUEST).
THIS SOLUTION ALLOWS TO CONCEAL THE
OPERATING AREA DOWN TO 3 CM FROM THE
WORKTOP, REVEALING A STYLISH LIGHT STRIP.



e-Wall
ERGONOMIC

ANDREUCCI & HOISL DESIGN

FURNISHING SOLUTIONS

SYSTEM
S

SYSTEM
M

SYSTEM
L

SYSTEM S+M+L

GOING BEYOND THE KITCHEN CONCEPT
BLENDING INTO THE LIVING AND CREATING
A SEAMLESS CONTINUITY OF SPACES WHICH
MEET THE LATEST NEED TO COMBINE AMBIANCES
AND FUNCTIONS.

■
e-wall finishes: /Structure System S: PAULOWNIA
GREY MELAMINE; /Drop-down doors: ULTRA BLACK
MATT LACQUER WITH EDGE; /Structure System M:
PAULOWNIA GREY MELAMINE; /Structure System L:
PAULOWNIA GREY MELAMINE; /Doors: TITANIUM
MATT LACQUER.



SYSTEM

S

+

M

+

L







■
Finishes: /Structure System L: CANADA WALNUT MELAMINE; /Door: PURE BLACK MATT LACQUER; /Structure System S: CANADA WALNUT MELAMINE; /Drop-down doors: PURE BLACK MATT LACQUER; /Sink back panel: BACK-LIT MAGNETIC GLASS; /Structure System M: CANADA WALNUT MELAMINE; /Horizontal sections featuring: BLACK ABS EDGE; /Back panel: FUMÉ GLASS.



SYSTEM

S

+

M

+

L

■
Finishes: /Structure System M: COFFEE ELM WOOD WITH INTEGRATED LIGHT; /Back panel: FUMÉ GLASS; /Horizontal sections featuring: BLACK ABS EDGE; /Structure System S: COFFEE ELM WOOD; /Drop-down doors: PURE BLACK MATT LACQUER; /Sink back panel: BACK-LIT MAGNETIC GLASS; /Structure System L: DOORS IN COFFEE ELM WOOD.



■
Finishes: /Structure System M Isola: LEGNO
COFFEE ELM WOOD WITH INTEGRATED LIGHT; /
Back panel: FUMÉ GLASS; /Horizontal sections
featuring: BLACK ABS EDGE;
Structure System M Cucina: COFFEE ELM WOOD;
/Horizontal sections featuring: BLACK ABS EDGE;
/Back panels: BACK-LIT MAGNETIC GLASS.

■
Finishes: /Structure System M Isola:
COPENAGHEN OAK MELAMINE WITH INTEGRATED
LIGHT; /Back panel: FUMÉ GLASS;/BHorizontal
sections featuring: BLACK ABS EDGE; Structure
System L: ULTRA BLACK MATT LACQUER WITH
EDGE; /Door: ARENARIA GREY MELAMINE;/Back
panel: BACK-LIT MAGNETIC GLASS.





SYSTEM

S

+

L

■
Finishes: /Structure System S: SILVER METAL MELAMINE; /Drop-down doors: SILVER METAL MELAMINE; /Horizontal sections featuring: BLACK ABS EDGE; /Structure System L: SILVER METAL MELAMINE; /Doors: SUGI BAN; /Back panels: BACK-LIT MAGNETIC GLASS.

MATERIALS



THE PROJECT **e-Wall** IS HIGHLY VERSATILE AND OFFERS PLENTY OF SCOPE FOR CUSTOMIZATION.

QUALITY
CERTIFICATION

ISO 9001



ENVIRONMENTAL
CERTIFICATION

ISO 14001



FSC®
CERTIFICATION



The mark of
responsible forestry
FSC® C133440


CARB
CERTIFICATION



Phase II the EPA's TSCA Title 6 and the
CATAS Quality Award certification.

FULL GREEN AHEAD!

FUTUR AND SUSTAINABILITY



AIMING AT A SUSTAINABLE GROWTH. FOR US THIS IS AN OPPORTUNITY RATHER THAN AN IMPOSITION. IN OUR OWN SMALL WAY, WE SEEK THE OPPORTUNITY TO ENSURE THE NEEDS OF THE PRESENT WITHOUT COMPROMISING ON THE ABILITY FOR FUTURE GENERATIONS TO MEET THEIR OWN NEEDS. THIS IS WHY EVERY DAY WE STRIVE TO GO BEYOND STANDARDS. BEYOND CERTIFICATIONS, WHILE FOCUSING OUR DECISIONS ON IMPROVING DOMESTIC ENVIRONMENT.

"OUR SPECIALTY IS TO EXCLUSIVELY MANUFACTURE KITCHENS, GIVING ALL RESPECT TO PEOPLE AND TO THE ENVIRONMENT, BY USING THE BEST MATERIALS AVAILABLE. OUR MISSION IS TO CONCEIVE TIMELESS DESIGNS TO IMPROVE THE QUALITY OF YOUR LIFE".



Snaidero Rino Spa
Viale Rino Snaidero, 15 | 33030 Majano (Ud) | Italy

SNAIDERO RINO SPA RESERVES THE RIGHT TO MAKE CHANGES AT ANY TIME IN THE INTEREST OF IMPROVING ITS PRODUCTS. IT IS PROHIBITED TO MAKE EVEN PARTIAL REPRODUCTIONS OF TEXTS, PICTURES OR DRAWINGS OF THE PRESENT CATALOG. ALL RIGHTS RESERVED. BRANDS AND LOGOS SHOWING ON THE PRESENT CATALOG ARE THE PROPERTY OF SNAIDERO RINO SPA AND OF THE COMPANIES THAT ARE DEPICTED RESPECTIVELY.

www.snaidero.com

